

# **The College Process for Students with Disabilities**

Diane Spillman

School Counselor, Maine Township High School


Terese Sullivan

School Counselor/Transition Specialist, Stevenson High School




# Similarities & » Differences


# Similarities

- The Right Fit
  - Consider the same basic factors as general education students
  - Visit – (include disability services office)
  - Follow the same process and deadlines
  - Apply to the college FIRST
- 

# Differences

- Investigate accommodations/support
  - Write an additional personal statement/essay
  - Visit Disability Services offices
  - Understand changes in the law
  - Have IEP or 504 Plan copied and available
- 

# High School vs. College

- No IEP
  - No IDEA, working under ADA and 504 regulations
  - Pay for services in some cases
  - Students *must* self identify
  - Parents have no access without student consent
- 

# High School vs. College


## □ IDEA

- Schools' responsibility
- LRE, quality and free
- Individualized Planning and related services
- Applies until student graduates or reaches age of 21
- Transition services

## □ ADA

- Individual Responsibility
- Focus on accommodations
- Focus on nondiscrimination and undue hardship
- No link between federal funds and compliance with the law

# Preparing your son/daughter

- Understand the disability and needs
  - Awareness of social/emotional needs and supports
  - Understand the student's strengths and how he/she learns best
  - Learn strategies that are beneficial
  - Practice advocating skills in high school
  - Know your rights!
- 

# Choosing the “Right” College For You

- Decide what is important to you






# Main Factors


- 2 or 4 Year
- Cost
- Major
- Size
  - Class size
  - Teacher/Student Ratio
- ▣ Location
  - Access to home
  - Small town
  - Access to a city
  - Access to hospital
  - Commuter/Residential




# Programs vs. Services

- Case Management Model – Schools work on an individual basis with students to insure success.
  - Services Model – School provides appropriate accommodations for students based on their needs.
  - Health and Counseling Center(s)
  - Alternative Programs
  
  - VISIT!!!!!!!!!!
- 

# Additional Factors


- ▣ Study Abroad Opportunities
  - ▣ Internships
  - ▣ Hands-On Learning Opportunities
  - ▣ Clubs and Organizations
  - ▣ Housing and Dining Options
  - ▣ Career Services
- 

# Applying




# Admission Factors


- Test Scores
  - [www.fairtest.org](http://www.fairtest.org)
- Transcript
  - Meet Course Requirements
  - Grade Pattern
  - Strength of Curriculum
- Essays
  - Information and Insight
  - Writing Ability
  - Special Considerations/Circumstances
- List of Activities
- Counselor and Teacher Recommendations
- Additional Application for Full Service Programs




# Letter of Self-Disclosure

- Explanation of Issue/Disability
  - Additional Information Section
  - Context for Admission Representatives
  - History and Impact
  - Accommodations Used and Anticipate Using
  - Strengths and Strategies for Compensating
  - Discrepancies between grades and test scores
  - Outlines Readiness for College or
  - Accommodations needed
- 

# Applying for Accommodations

- After Acceptance at one institution
  - Student Initiated Process
  - Interview with DSO Personnel
  - Provide Documentation (Varies by Institution)
  - Process repeated each semester
- 

# Success Factors

- Self-Advocate and Demonstrate Ownership
  - Disclose
  - Apply for and Use Accommodations
  - Understand Nature of Disability and Reasons for Accommodations
  - Utilize Supportive Relationships
- 



# We are here to help!

- CHOICES Committee & Website

[www.postsecondarychoices.org](http://www.postsecondarychoices.org)

- Teachers
  - Counselors
  - College Admission Representatives
  - Disability Support Personnel at Colleges
  - College Health and Counseling Center
  - Parents
- 